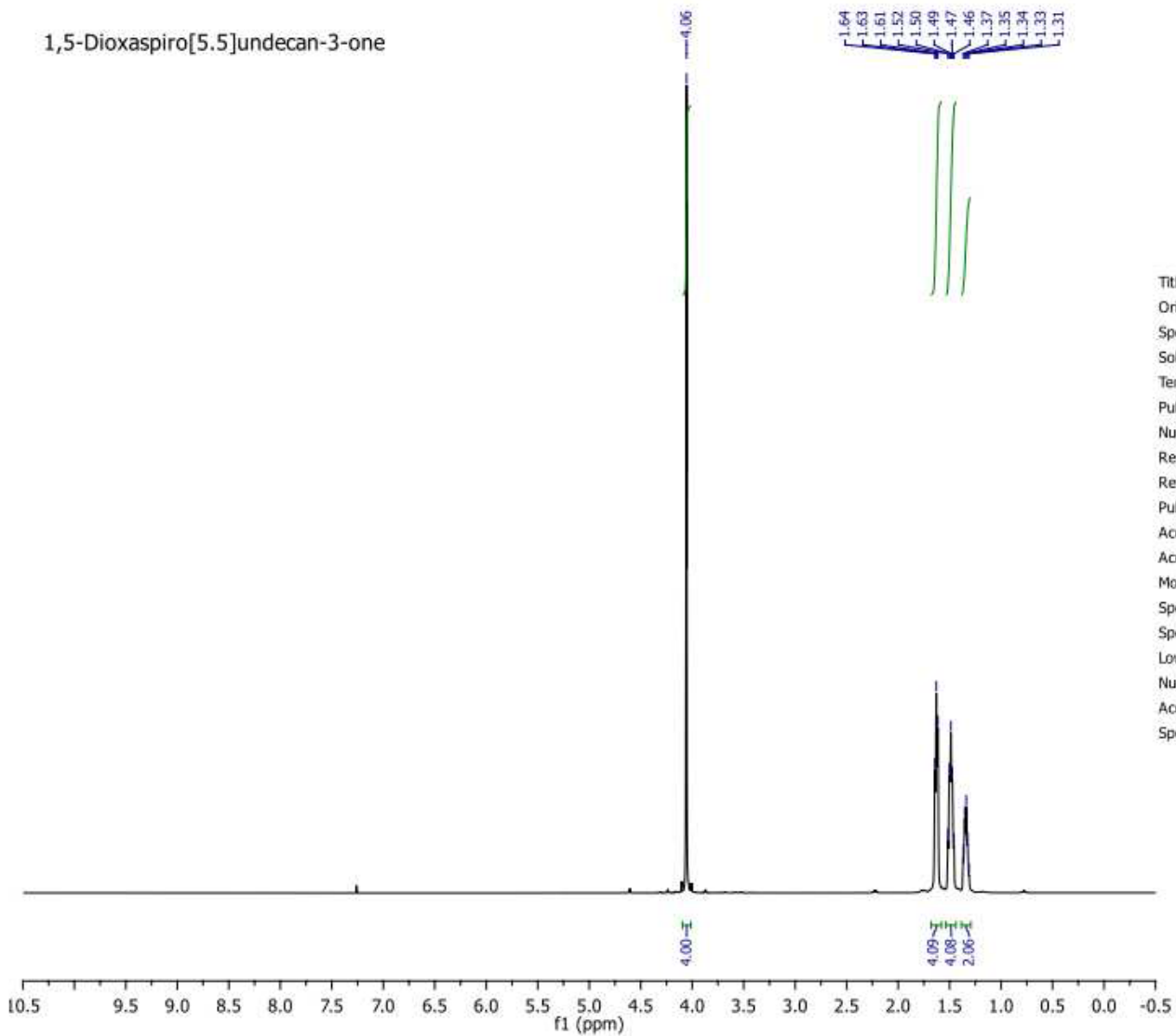
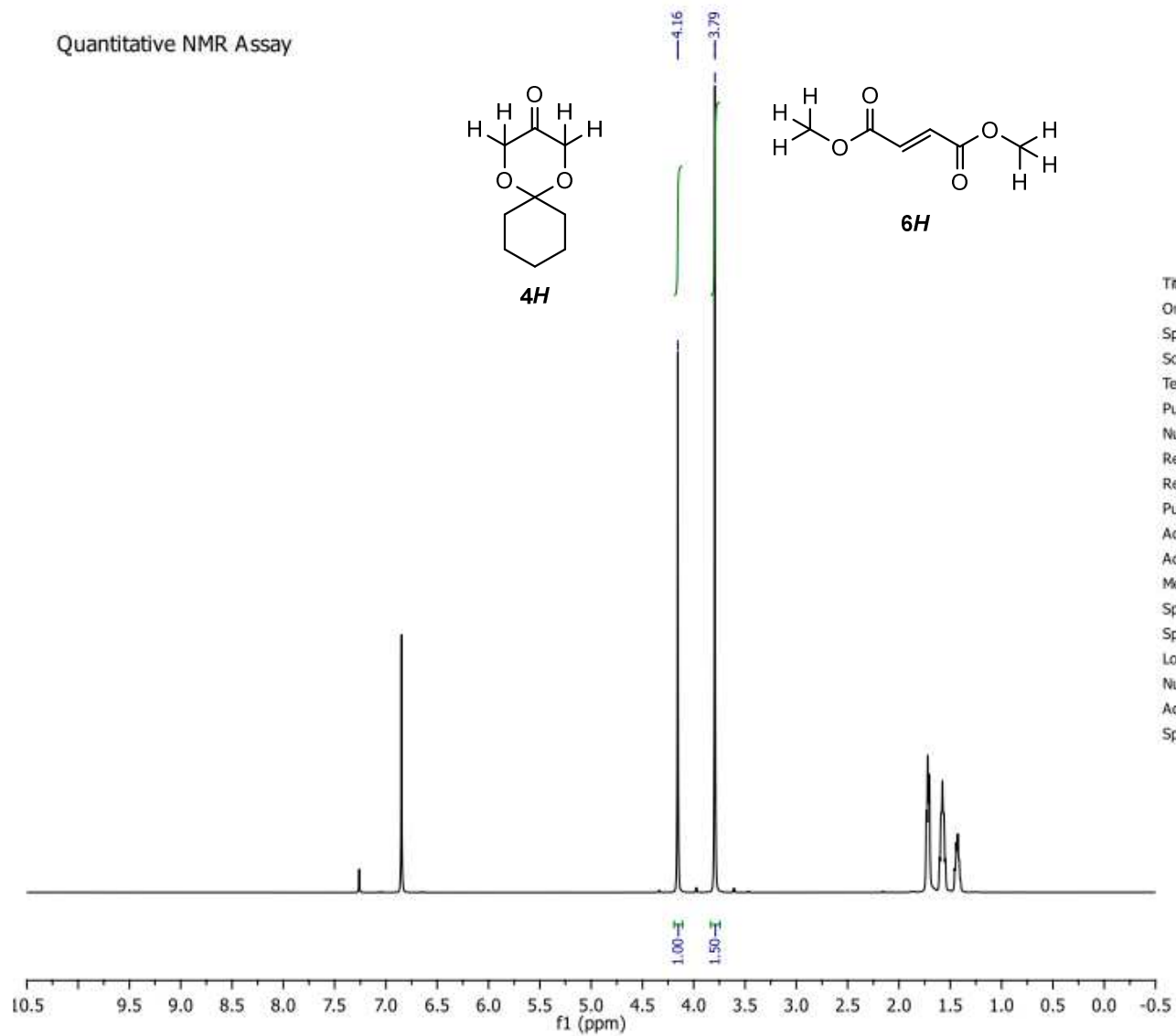
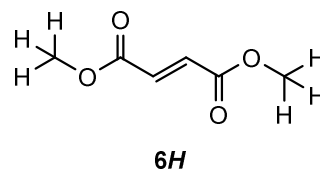
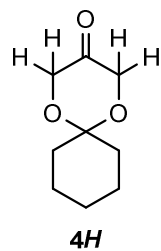


1,5-Dioxaspiro[5.5]undecan-3-one



|                        |                     |
|------------------------|---------------------|
| Title                  | MW-1-140 1H         |
| Origin                 | Bruker BioSpin GmbH |
| Spectrometer           | spect               |
| Solvent                | CDCl3               |
| Temperature            | 298.1               |
| Pulse Sequence         | zg30                |
| Number of Scans        | 16                  |
| Receiver Gain          | 11                  |
| Relaxation Delay       | 1.0000              |
| Pulse Width            | 14.5000             |
| Acquisition Time       | 4.0894              |
| Acquisition Date       | 2016-02-27T21:14:36 |
| Modification Date      | 2016-02-27T21:14:37 |
| Spectrometer Frequency | 400.13              |
| Spectral Width         | 8012.8              |
| Lowest Frequency       | -1544.2             |
| Nucleus                | <sup>1</sup> H      |
| Acquired Size          | 32768               |
| Spectral Size          | 65536               |

Quantitative NMR Assay



|                        |                     |
|------------------------|---------------------|
| Title                  | MW-1-140 NMR Assay  |
| Origin                 | Bruker BioSpin GmbH |
| Spectrometer           | spect               |
| Solvent                | CDCl3               |
| Temperature            | 298.1               |
| Pulse Sequence         | zg30                |
| Number of Scans        | 16                  |
| Receiver Gain          | 72                  |
| Relaxation Delay       | 1.0000              |
| Pulse Width            | 14.5000             |
| Acquisition Time       | 4.0894              |
| Acquisition Date       | 2016-03-11T10:32:00 |
| Modification Date      | 2016-03-11T10:32:03 |
| Spectrometer Frequency | 400.13              |
| Spectral Width         | 8012.8              |
| Lowest Frequency       | -1544.6             |
| Nucleus                | 1H                  |
| Acquired Size          | 32768               |
| Spectral Size          | 65536               |